

# fresh

Products, news and ideas to help create inspirational floral arrangements



# contents

<b>Fresh Talk</b> The latest news and views.	<b>Page 2</b>
<b>Wedding Cake</b> Follow our simple recipe to create the perfect wedding cake fresh flower decoration which is almost good enough to eat.	<b>3</b>
<b>Best of Bridal</b> Take a look at two very different, yet effective designs which focus on beautiful bouquets for both the contemporary and the classic bride.	<b>4 - 5</b>
<b>Grand Entrance</b> Mix traditional style with modern accessories to create a stunning garland that will make a magnificent statement on any wedding day.	<b>6</b>
<b>OASIS® FLORALIFE® Finishing Touch</b> With the introduction of OASIS® FLORALIFE® Finishing Touch we show you how to keep flowers fresh for longer.	<b>7</b>
<b>Perfect Pew Ends</b> An inspirational 'How-To' guide focusing on the Le Klip and it's versatility in creating perfect pew end designs to impress.	<b>8 - 9</b>
<b>Hog the Spotlight</b> From a family of florists, designer Steve Betts has seen his career thrust into the spotlight. Winner of the OASIS® Academy in 2006, Steve has come a long way, read all about his story.	<b>10</b>
<b>Fresh Thinking</b> Cutting edge style with a classy, cool twist. Steve Bett's shows how to create an uber cool, innovative design filled with customer appeal.	<b>11</b>
<b>Table Talk</b> Be the talk of the town with wedding table designs filled with style and appeal, guaranteed to impress any wedding party.	<b>12</b>
<b>Bridesmaids on a Budget</b> A unique design to complement many brides' bouquets. Classic, yet with modern features, this design maximises on style whilst keeping costs to a minimum.	<b>13</b>
<b>Get me to the Church on Time</b> European designs that guarantee to capture the romantic and inspirational essence of any bride's special day in a unique way.	<b>14 - 15</b>
<b>Clutch Control</b> Back in fashion, clutch corsages are a favourite with many wedding guests. We show you two unique designs that are young, fun and modern.	<b>16</b>
<b>Chaps in Suits</b> Dress to impress with our two buttonhole designs that give edgy masculine appeal whilst remaining fashionable and simple in style.	<b>17</b>
<b>Here Comes the Bride</b> Let our church arrangement, created on an OASIS® Casket Tray; capture the essence of any bride's special day.	<b>18</b>
<b>Product Finder</b> A page full of information about the products featured in this issue of fresh.	<b>Page 19</b>

© Smithers-Oasis UK Ltd 2009. All rights reserved. Neither the whole, nor any part of the images or copy in this literature may be reproduced in any form without express prior permission from Smithers-Oasis UK Ltd

# fresh talk

It's great to know that you are turning to OASIS® **fresh** magazine for advice, amazing design tips and techniques and fresh product news from OASIS® Floral Products. Thank you to all those who responded to the online poll to confirm what we had hoped – you love fresh magazine.

There has also been a great response to the new fresh Mail, this is the latest eNewsletter sent direct to florists who have registered online. fresh mail is designed to provide ideas and inspiration at key times throughout the year and you can get it by logging on to [www.smithersoasis.co.uk](http://www.smithersoasis.co.uk) and joining the OASIS® Floral Products mailing list. Don't forget we need your email address to ensure you receive the next fresh Mail eNewsletter. Like fresh magazine it's all absolutely free, so spread the word to your florist friends.

As expert florists, with special skills and knowledge, brides will be beating a path to your door at this time of year, for information, advice and ideas, which will result in sales. So this issue of fresh concentrates on bridal floristry. You will have already seen the vast array of wedding products and accessories from OASIS® Floral Products on the poster that accompanies this issue of fresh, all designed to put pounds into your pocket. Steve Betts from Urban Design Flowers in Hall Green, Birmingham is our guest designer and has whipped up a froth of fabulous designs to aid sales. Read all about Steve on page 10 in our 'Hog the Spotlight' feature.



Steve Betts



With the wedding season in full swing large pedestal arrangements will become easier with the introduction of the new OASIS® Ideal Pedestal Floral Foam Block. Measuring a mighty 17cm by 17cm x 15 cm, its pre-cut shape means no wastage, its quick and easy to use and provides better grip and water accessibility for flowers. Plus the consistent quality that comes with OASIS® Floral Foam makes this product a great boost for wedding and function flower arrangements.

Enterprising florists will be showcasing their bridal designs with in house or window displays and it pays to have smart looking portfolios with photographs of wedding bouquets to show brides. They want to feel confident in their choice of florist, showing photographs of your work will build a rapport, reassuring them that they have come to talented experts who are masters of professional floristry.

Enjoy the wedding season.



# Wedding Cake

The recipe for a great looking wedding cake is a fresh flower decoration. Wedding cakes can cost a fortune yet a florist can decorate the plainest cake and make it look stunning for a fraction of the cost.

Often there are left over flowers from the wedding bouquet and it only takes a few flowers plus creativity to offer cake decorations that will increase profitability. OASIS® Mini Decos are ideal as they will hold just enough water to keep the flowers looking good.

Phalaenopsis Orchids and a small selection of foliage with rolled Rose petals and Skeleton Bayan Leaves make up the decoration and the cake is garlanded with hot pink Large Pearls on a Reel then finished with sparkling Butterfly Picks. Sit the cake on a Large Mirror Plate to give a stunning look. Brides will be happy to hire the plates. Almost too good to eat.

## FLOWERS AND FOLIAGE

Phalaenopsis 'Golden Treasure'  
'Amalia' Rose Petals  
Viburnum Opulus  
Selection of foliage.

## SUNDRIES

OASIS® Mini Deco  
Hot Pink Large Pearls on a Reel  
Strong Pink Skeleton Bayan Leaves  
Pink Butterfly Picks  
Clear Large Mirror Plate  
Strong Pink Hat Pins



OASIS Mini Deco



Flowerpick



Hat Pins



Pearls on Reel



Skeleton Bayan Leaves



Large Clear Mirrored Plate



## *Fresh designer tips*

Do not soak the OASIS® Mini Deco. Only spray lightly with enough water to ensure the flowers will last through the reception. Excessive water could damage the cake.

# The best Bridal Bouquets

## ‘Contemporary Classic’

This chic modern bridal bouquet will definitely become a design classic, coupling rustic charm with elegant blooms in most brides’ favourite colours, a harmony of green and white. Made on the popular OASIS® Wedding Belle® Bouquet Holder that is filled with a generous amount of floral foam it’s great to know that the flowers will last throughout the ceremony and way beyond. The slender handle is covered with Rustic Grapevine Wire to match the collar around the bouquet.



### SUNDRIES

OASIS® Wedding Belle®  
Bouquet Holder – large  
New Bouquet Stand  
Brown Rustic Grapevine Wire  
Hot Melt Glue Sticks  
and Glue Gun  
OASIS® Floral Adhesive  
Green Bindwire  
Olive Finland Moss

### FLOWERS AND FOLIAGE

Umbrella Fern and Ming Fern  
Anthurium ‘Snowy’  
White Phalaenopsis orchids  
Amaranthus caudatus  
Hypericum ‘Condor’  
Chinchinchee ‘Arabicum’  
Dianthus ‘Barbatus Green’  
Heads of Spray Chrysanthemum ‘Feeling Green’  
Brunia



Finland Moss



OASIS® Floral Adhesive



Bind Wire



Rustic Grapevine Wire



Hot Melt Glue Sticks  
and Glue Gun



OASIS® Wedding Belle®  
Bouquet Holder



OASIS® Wedding Belle®  
Bouquet Holder – large

### HOW TO MAKE

Steve Betts shows you how to make this contemporary classic bouquet.

1. Use hot glue to stick Rustic Grapevine Wire around the handle and the back of the bouquet holder. Take 4 long lengths of Bindwire and double them. Make the first circle of Rustic Grapevine Wire to the same diameter as the base of the OASIS® Wedding Belle® cage to ensure the collar fits snugly to the holder. Attach the doubled Bindwire at even intervals around the ring and twist into place. Continue making circles with the Rustic Grapevine Wire, holding each circle firm with a twist of Bindwire. Approximately twelve to fifteen circles will make a good collar. Glue the collar in place around the OASIS® Wedding Belle® cage.



2. Curl the ends of long tentacles of Rustic Grapevine Wire and attach them at varying lengths through the collar, wiring or gluing into the floral foam. Cover the edge of the floral foam with Finland Moss.



3. Spray the OASIS® Wedding Belle® with water until damp. Do not over soak the foam. Group the foliage around the edges making sure the stems are pushed well into the floral foam. Add two groups of Anthuriums, wiring the stems if necessary to ensure secure anchorage. Tuck Hypericum berries into the centre with Brunia, Chinchinchee and Spray Chrysanthemum. A stem of Phalaenopsis makes the focal point with trails of Amaranthus giving texture to one side. Again wire the stems if necessary for support and anchorage. Finally use OASIS® Floral Adhesive to glue Chinchinchee and Phalaenopsis heads to the extensions. Use Finland Moss to cover any floral foam showing, once complete, spray with OASIS® FLORALIFE® Finishing Touch to guarantee longer life for the flowers.





#### SUNDRIES

OASIS® Countess Bouquet Holder  
Silver Metallic Paper Covered Wire  
Strong Pink Skeleton Bayan Leaves

#### FLOWERS AND FOLIAGE

Cymbidium Orchids  
Gloriosa rothschildiana  
Veronica 'Anna'  
Viburnum Tinus  
Asparagus Setaceus  
Philodendron Leaves  
Cordyline 'Black Tie'  
Umbrella fern (Sticherus umbellatus)

## The best Bridal Bouquets 'Classic Romance'

Ooh! Ahh! Wow! A stunning bridal bouquet with an abundance of romance and a timeless elegance, this is the bouquet dreams are made of. Using an OASIS® Countess Bouquet Holder, the extra large head is filled with a good expanse of floral foam, making it perfect for larger bridal bouquets. The handle has been designed for ease of holding and comfort, plus the water retaining foam means the flowers will stay fresh all day long.

The crescent shaped style of wedding bouquet has been overlooked for too long, it is a perfect shape for bridal gowns that have embroidery or beadwork on the bodice or skirt of the dress, the shape of the bouquet means it will enhance without obliterating the pattern on the gown. Metallic Paper Covered Wire forms a silver framework under the flowers with Asparagus setaceus draping softly between the Gloriosa and Cymbidium Orchids. For the bride who wants to feel like a Princess then this is the ultimate bridal bouquet for her perfect day.



Skeleton Bayan Leaves



Metallic Paper Covered Wire



OASIS® Countess Bouquet Holder

*The Classic Romance Bouquet was created on the Lady 1 Bouquet Stand specifically designed with fully adjustable clamps to securely hold designs in place whilst they are being created.*



## FLOWERS AND FOLIAGE

Carnations 'Prado'  
Roses 'Amalia'  
Spray Roses 'Magenta Diadeem'  
Phalaenopsis Orchids  
Amaranthus  
Viburnum Opulus  
Viburnum Tinus  
Pittosporum

## SUNDRIES

OASIS® Ideal Floral Foam Netted Garland  
Natural Bindwire  
Glass Test Tubes  
Strong Pink Metallic Paper Covered Wire  
Apple Green Dew Drops

# Grand Entrance

It's always advisable to meet the bride at the church or venue when she wants armfuls of floral decoration and the florist needs to make a floor plan of the area noting where the arrangements will be placed and also do a little reconnaissance to find the water supply etc.

Pillars are an ideal place for decoration in a church; they are impressive and high enough to be easily seen in vast areas. The OASIS® Ideal Floral Foam Netted Garland has taken the hard work out of

garland making. Measure the pillar first, this large pillar took only half a Netted Garland to make and most of the flowers and foliage were added in the work room and transported to the church, it was quick and easy to do.

Don't over soak the garland, spray with water until its damp and use lots of busy foliage to cover the floral foam before adding the flowers. At the church simply fix the garland in place with OASIS® Bindwire, once secure the Phalaenopsis Orchids and trailing Amaranthus can be added and then cascading Glass Test Tubes with coloured Dew Drops and Phalaenopsis Orchids complete a modern stylish design.

Pillar designs make a magnificent statement, transforming a place of worship into a celebration of flowers to greet both the bride and the guests.



Glass Test Tubes



Dew Drops



Bind Wire



Metallic Paper Covered Wire



OASIS® Ideal Floral Foam Netted Garland

# OASIS® FLORALIFE® FINISHING TOUCH

## helps keep flowers fresh for longer

Customers expect a lot, great designs, wonderful colour harmonies, interesting flowers but most of all they want their flowers to last well.

Anything a florist can do to promote longevity in flowers will pay dividends in satisfied customers. This is why OASIS® FLORALIFE® Finishing Touch is such a brilliant idea, it's a spray on mist that helps to refresh, hydrate and protect fresh flowers, foliage and even pot plants. It's simple, fast and the final step to spray on all designs and plants.

### HOW DOES IT WORK?:

OASIS® FLORALIFE® Finishing Touch contains ingredients intended to maximize the natural freshness of cut flowers, foliage and pot plants.

### HOW TO USE IT:

Do not dilute! Shake well before and during use. Spray an even mist on fresh flowers, foliage and pot plants. For best results allow OASIS® FLORALIFE® Finishing Touch to dry before delivery or storage of plants and flowers.

### BENEFITS:

- Hydrates, refreshes and nourishes fresh flowers, foliage and pot plants.
- Works with all flower types.
- Ideal for use on vase designs, corsages, arrangements and wedding bouquets.
- Prevents premature petal drop, dehydration, wilting and browning.





#### FLOWERS AND FOLIAGE

Fatsia Leaves  
Viburnum Opulus  
Hypericum 'Green Condor'  
Umbrella Fern (Sticherus umbellatus)  
Asparagus densiflorus 'Meyers'  
Veronica 'Anna'  
Rose 'Amalia'  
Spray Rose 'Magenta Diadeem'  
Phalaenopsis Orchids 'Golden Treasure'

#### SUNDRIES

Le Klip – larger size.  
Bleached Mitsumata  
Silver Bullion Hair

# FRESH inspiration

This issue the spotlight falls on the Le Clip from OASIS® Floral Products, a florists' favourite product for many years, with two sizes to choose from Le Clip has been specially designed to ensure hanging designs are stable and easy to fix.

Its versatility and the ability to adjust its length means pew end arrangements are simple to do. Pew end decorations provide a floral pathway for the bridal procession as they walk down the aisle. A fairly flat design is necessary as pew ends should not protrude too far as this could obstruct the aisle.

Check out the instructions below to make stunning pew end decoration.



Mitsumata



Le Klip



Bullion Wire

## HOW TO MAKE

1. Adjust the size of the Le Klip to fit the pew end, and then soak the foam by dipping in water. Do not over soak the foam by leaving the Le Klip submerged in water. Drain the foam and hang the Le Klip on a firm background in the workroom to decorate. Make sure all the foliage and flowers have been conditioned well before starting.



2. Insert the Asparagus 'Meyers' into the base of the Le Klip firmly pushing the stems well into the OASIS® Floral Foam. Make sure the stem is clean and cut diagonally for easy insertion. Add two Fatsia leaves to either side; these should be placed well back on the floral foam and flat against the background. Then add the Umbrella fern in the same way as the Fatsia. Fill in the centre of the foam with Viburnum Opulus.

3. Add small clusters of Hypericum, keeping them short and using diagonally through the design. Insert Mitsumata branches to the top and bottom of the pew end, then fix the Veronica into the floral foam securely, making two placements at top and bottom.

A cluster of three Roses is placed at the top of the pew end, then the Spray Roses to one side. Finish with two Phalaenopsis Orchids secured with Pearl pins into the centre of the design.



The pew ends will be seen from the sides and the top so ensure the design has a good profile and is finished off with no foam showing. Spray with OASIS® FLORALIFE® Finishing Touch and leave in a cool place until ready to transport to the church.

# Hog the SPOTLIGHT

STEVE BETTS  
Urban Design Flowers



When Steve Betts swapped the driving wheel of the Urban Design Flowers van for a pair of floristry scissors and a knife little did he know the accolades and success that floristry would bring him.

When Steve started in the business in 2000, Urban Design Flowers of Hall Green, Birmingham was already a long established florist shop, started in 1972 by Anne and Bob Betts, and with his parents as great mentors Steve has had a spectacular rise to fame.

Uber cool Steve will be the first to admit that winning the OASIS® Academy final in 2006

thrust him into the floral spotlight and as a result he has seen his career blossom. "It was a launching pad for my floristry career and I feel privileged to have been the very first OASIS® Academy winner," says Steve. "I am still on an exciting journey of discovery in floristry and winning the OASIS® Academy competition opened so many doors for me."

You only have to see this issue of fresh magazine to see how Steve's cutting edge style has developed and grown since winning the competition in 2006, his designs are classy, cool and eye catching.

Quintessentially English style with an edgy contemporary look is what Steve is great at plus he knows what customers like and this is what makes Urban Design Flowers the florist of choice for the people of Hall Green. Steve came an impressive third place in the Teleflorist of the Year competition in 2008, behind OASIS® Ambassadors, Helen Jamieson and Lucy Hutton Smith.

"When I won the OASIS® Academy competition we had a great deal of local press coverage, and this has resulted in a surge of wedding work, and really special decorating jobs," tells Steve. "I have been involved with the BFA exhibit at Chelsea Flower Show, I'm one of the product development team at Interflora and I've done many demonstrations all since winning the competition. It's a big thank you to OASIS® Floral Products for thrusting me into the limelight."

OASIS® Floral Products have always been a tremendous support to florists, championing the florist and the whole floral industry, it doesn't go unnoticed that florists and designers always turn to OASIS® Floral Products for guidance; there is always a willingness to help out. The OASIS® Academy competition was started to encourage young floral designers and as a platform for new talent and OASIS® Floral Products are proud to have Steve Betts as their first OASIS® Academy winner.

Stephen Short, Managing Director of OASIS® Floral Products UK says, "We are delighted to have such a talented young florist as our first OASIS® Academy winner. There couldn't be a better role model for young florists than Steve Betts."



# Fresh Thinking

## FLOWERS AND FOLIAGE

Calla Lily (Zantedeschia) 'Highwood'  
 Agapanthus white  
 Echeveria  
 Carnations Prado  
 Dianthus barbatus  
 Cordyline Leaves 'Black Tie'  
 Amaranthus caudatus

## SUNDRIES

Bleached White Mitsumata  
 Black Willow Bundle  
 OASIS® Ideal Floral Foam  
 10mm White Pearl Pins  
 25mm White Pearl Pins  
 White Hat Pins  
 Apple Green Skeleton Bayan Leaves

## Innovative design ideas with customer appeal

Steve Betts raises the bar with this elegant interior art design. It's true that often a few special flowers perfectly placed makes more of a statement than a whole armful of blooms and bringing classic good design then moving it on to cool contemporary style will always be a winner with customers.

A sleek black container holds layers of Carnations 'Prado', Dianthus barbatus and Cordyline 'Black tie' Leaves used as a textured platform for a central Echeveria glamorised with a large Pearl Pin. The lofty curved stems of the Calla Lilies give rhythm to the vertical placements of Mitsumata and white Agapanthus whilst the Amaranthus and Mitsumata adds definition to the shiny black container. A great design with timeless perfection.



25mm Pearl Pins



10mm Pearl Pins



Mitsumata



Willow Bundle



Hat Pins



Skeleton Bayan Leaves



OASIS® Ideal Floral Foam Brick

# TableTALK

Most brides want their floral wedding theme to carry on throughout the whole day and to be a personal indicator of their style. Table arrangements are where they want to reflect their panache and impress their guests. Calla Lilies are one of the top favourite flowers for wedding bouquets and this modern table arrangement has all the hallmarks of a popular design.

Oasis® Floral Products has an exciting new range of Glassware and this Tall Glass Cylinder is perfect for the casual look of today. Also new from OASIS® Floral Products are coloured Water Pins, the Calla Lilies stand in green coloured water within the Tall Glass Cylinder.

To give interest to the base the Tall Glass Cylinder is placed in the centre of an OASIS® NAYLORBASE® 12" Ring which is decorated with swirling Aspidistra Leaves secured with Hat Pins, clusters of 'Akito' Roses and white Veronica with Placuna Shells peeping between the leaves. Clear Submersible Diamond Lights sparkle within the base to give a great look that will shimmer into the evening.



Tall Glass Cylinder



Water Dye



Placuna Shells



Hat Pins



OASIS® NAYLORBASE® 12" Ring



Clear Submersible Diamond Lights

## FLOWERS AND FOLIAGE

Calla Lily (Zantedeschia)  
'Highwood'  
Rose 'Akito'  
Veronica 'Caya'  
Aspidistra Leaves

## SUNDRIES

Tall Glass Cylinder  
OASIS® NAYLORBASE® 12" Ring  
Green Water Dye  
Natural White Placuna Shells  
Hat Pins  
Clear Submersible Diamond Lights



## FLOWERS AND FOLIAGE

Roses 'Akito'  
Carnations 'Prado'  
Chincherinchee 'Arabicum'  
Asparagus densiflorus 'Meyers'



## SUNDRIES

OASIS® La Duette Bouquet Holder  
25mm White Pearl Pins  
10mm White Pearl Pins  
Silver Bullion Wire  
Clear Butterfly Picks

# BRIDESMAIDS on a BUDGET

When it comes to bridesmaids bouquets the bride wants a look to complement her bouquet but at a price that suits a smaller budget.

Steve's textured bridesmaids posy made on a large OASIS® La Duette Bouquet Holder ticks all the boxes and uses Asparagus 'Meyers' and inexpensive Carnations to maximum effect.



OASIS® La Duette  
Bouquet Holder



10mm Pearl Pins



Clear Butterfly Picks



25mm Pearl Pins




Bullion Wire

A pivoting head on the OASIS® La Duette bridal holder means that by tilting the head the posy can be viewed full on giving maximum effect, plus the water retaining foam keeps the flowers looking good even on the hottest day.

A circle of Meyers Fern is an economical way of edging a bridesmaid's posy; six 'Akito' Roses nestle between soft green 'Prado' Carnations and Chincherinchee 'Arabicum' to give a great combination of textures at an affordable price. Steve glamorizes the posy with large Pearl Pins and Meyers fern is wired into braids with silver Bullion Wire then looped over the bouquet, silver edged Butterfly Picks complete an eye-catching bridesmaids bouquet.



# GET ME TO THE Church ON TIME



Arriving in romantic style is the fairy tale dream of many brides and a coach and horses complete with uniformed footmen is definitely the stylish way to do it.

Floral decorations will enhance the romantic vision and capture the special moment. Placement of the flower arrangements needs careful thought and planning, nothing must impede or restrict the view of the coachman or bridal party.

The horse's harness is a good place to attach flowers and the OASIS® Mini Florette is ideal and versatile with a strong hanging hook.

On the sides of the carriage OASIS® Le Clip will sit perfectly without damaging the paintwork in anyway. In these photographs an abundance of summer flowers have been used to correspond with the bridal flowers.



Le Klip



Aluminium Wire



OASIS® Mini Florette

## FLOWERS AND FOLIAGE

A selection of Summer flowers and mixed foliage.

## SUNDRIES

OASIS® Mini Florette

OASIS® Le Clip

Aluminium Wire



Giunco Sticks



Butterfly Picks



Corsage Magnets



Anchor tape



OASIS® Floral Adhesive

#### FLOWERS AND FOLIAGE

Phalaenopsis Orchids  
Kalanchoe flowers  
Small Philodendron Leaves

#### SUNDRIES

Anchor tape 12mm  
OASIS® Floral Adhesive  
Corsage Magnets  
Giunco Sticks  
Pink Butterfly Picks



# Clutch Control

Handbag designs have come a long way since the multi coloured Freesia carbuncle and with the clutch bag being a favourite accessory for the brides mum it's definitely time to show that designs are young, fun and modern. The Corsage Magnets from OASIS® Floral Products have revolutionised the way handbag designs can be made. No more fiddling about with ribbons or wires, secure attachment is easy and neat, and does not damage the bag.



Steve's natty fence design is perfect for introducing handbag designs to a younger customer. Cut two pieces of Anchor Tape 12mm wide to the required length and push the Giunco Sticks firmly onto the tape to make the fence, attach two Corsage Magnets to the tape on the underside. Then decorate the fence with two placements of Phalaenopsis Orchids and a selection of foliage. Glue the flowers in place with OASIS® Adhesive. Embellish with the new Butterfly Picks from the OASIS® Floral Products range.

An Anthurium leaf is the base for the other clutch bag design (right), again using the Anchor Tape on the back of the leaf to support the Corsage Magnets. Then glue two mini Anthuriums, Amaranthus, and foliage in place. Finish off with two Chinchinchee Arabicum and the new glittering OASIS® Flower Picks



Pointed Flower Pick



Corsage Magnets



OASIS® Floral Adhesive

#### FLOWERS AND FOLIAGE

Anthurium 'Snowy'  
Amaranthus Caudalaus  
Chinchinchee Arabicum

#### SUNDRIES

Small Pointed Flower Pick  
OASIS® Floral Adhesive  
Corsage Magnets

## Fresh designer tips

**How to use an OASIS® Corsage Magnet** - Detach the two parts of the magnet. Apply a small amount of adhesive to the larger magnet. Leave the glue to set for a few minutes then stick this magnet to the corsage. Allow time for the glue to dry before use. The thin part of the magnet goes behind the lapel for a buttonhole or inside the clutch bag directly underneath the other magnet.



# Chaps in Suits

Handsome fellas dressed to impress should never be overlooked and chaps in suits deserve edgy boutonhole designs with a masculine look.

Certainly as much thought should go into the bridegroom's boutonniere as the bride's bouquet, often the flower chosen will co-ordinate with the flowers in the bride's bouquet. The Glitterati Cones and the Filigree

Cones from OASIS® Floral Products make perfect boutonhole receptacles, complete with magnets already attached so the boutonhole is easy to secure and will stay in place perfectly all day.

The Calla Lily boutonhole is ideal for the stylish young man who wants a thoroughly modern look. Complement the Calla Lily with rolled Carnation petals and Skeleton Bayan Leaves, finish with a collar of leaves and complete with a pink Heart Pin. Push the wired stem of the Calla Lily through the OASIS® Glitterati Cone and decorate the long stem by binding with Metallic Wire.



Skeleton Bayan Leaves



Glitterati cone



OASIS® Floral Adhesive



Metallic Wire



Heart Shape Pin

## FLOWERS AND FOLIAGE

Calla Lily (Zantedeschia)  
'Majestic Red'  
Carnation petals  
China Grass  
Small Philodenron Leaves

## SUNDRIES

Black Glitterati cone  
Pink Bayan Leaves  
Heart Shape Pin Pink  
Metallic Wire  
OASIS® Floral Adhesive




Older men often prefer an understated look so this Phalaenopsis Orchid with a single leaf and a glittering Small Pointed Flower Pick set in a silver OASIS® Filigree Cone will give panache without offending masculinity.

Secure the boutonhole into the cone with a small amount of OASIS® Floral Adhesive.



Silver Filigree Cone



Pointed Flower Pick



OASIS® Floral Adhesive

## FLOWERS AND FOLIAGE

Phalaenopsis Orchid  
'Golden Treasure'  
Small Philodendron Leaf

## SUNDRIES

Silver Filigree Cone  
Green Small Pointed Flower Pick  
OASIS® Floral Adhesive





#### SUNDRIES

OASIS® Casket Tray – 60cm  
Church Candles  
Candle Holders  
Pink Heart Pins  
Strong Pink Abaca Rolls

#### FLOWERS AND FOLIAGE

Anthurium 'Maxima Elegant'  
Amaranthus  
Cymbidium Orchids  
Veronica 'Anna'  
Rose 'Amalia'  
Carnations 'Farida'  
Aspidistra Leaves  
Fatsia Leaves  
Asparagus densiflorus 'Meyers'  
Pittosporum Elan

## Here comes the *Bride*

Wherever the bride is getting married she will probably want some sort of floral decoration to capture the essence of the special day.

The flower arrangements should never restrict the view of the congregation, in a church the chancel steps are a great place to add flowers to greet the bridal party and emphasis the special area where the bride and groom will take their vows. The OASIS® Casket Tray is ideal for a long parallel arrangement, it has a great depth of floral foam and a solid strong base making it easy to transport.

Candles give a soft glow in a dimly lit church and strong luminous colours like these fuchsia pink and cream shades attract the eye. Doing the arrangements in your workroom will help keep expenditure down as it always takes more transport and time costs when doing arrangements in situ, and time is a florists most valuable asset.




Heart Pins



Candle Holders



Abaca Rolls



OASIS® Casket Traycm



Church Candles

# PRODUCT FINDER

## HEART PINS

Available in:  
Pink, Red  
Size: 14mm head  
x 6.5mm pin  
Pack Quantity: 100



## WATER DYE

Available in:  
Hot Pink, Red, Green,  
Light Blue, Purple  
Size: 150ml  
Pack Quantity: 1



## BULLION WIRE

Available in:  
Gold, Silver,  
Copper, Lime  
Green, Lilac,  
Pink, Blue, Black,  
Lemon, Dark Green,  
Lavender, Orange, Red, Turquoise,  
Ice Blue, Mint, Rose, Soft Lilac,  
Chocolate, Raspberry, Snow White  
Size: 25g  
Pack Quantity: 1



## WILLOW BUNDLES

Apple Green, Strong Pink, Black  
Size: 1m x 300g  
Pack Quantity: 10



## OASIS® IDEAL FLORAL FOAM BRICK

Size: 23 x 11 x 8cm  
Pack Quantity:  
20 Bricks




## OASIS® MINI DECO

Size: 5 x 4cm  
Pack Quantity: 12



## MITSUMATA

Available in:  
Black, Bleached White  
Size: 1m  
Pack Quantity: 3



## SKELETON BAYAN LEAVES

Available in:  
Apple Green,  
Strong Pink,  
Lilac,  
Turquoise,  
Black,  
Bleached  
White  
Size: 100  
pieces  
Pack Quantity: 10



## HAT PINS

Available in:  
Apple Green,  
Gold, Lavender,  
Strong Pink,  
Lilac, Pale Pink,  
Silver  
Size: 18mm x  
8mm head, 9cm pin  
Pack Quantity: 72



## LARGE PEARLS ON A REEL

Available in:  
Lilac, Gold, Mint,  
Pink, White, Ivory,  
Silver, Apple Green,  
Red, Purple, Black,  
Strong Pink, Petrol  
Size: 6/8mm x 8mm  
Pack Quantity: 1




## SQUARE MIRRORED PLATES

Available in:  
Clear, Red, Apple Green,  
Strong Pink, Lilac  
Size: 25 x 25 x 25cm  
Size: 35 x 35 x 35cm  
Pack Quantity: 1



## FINLAND MOSS

Available in:  
Olive, Dark Green,  
Fir Green, Natural  
Size: 500g  
Pack Quantity: 1



## BUTTERFLY PICKS

Available in:  
Clear, Pink, Lilac,  
Green, Blue  
Size:  
15cm stem x 2cm head  
Pack Quantity: 6



## ALUMINIUM WIRE

Available in:  
Silver, Gold,  
Copper, Lilac,  
Strong Pink,  
Apple Green, Red,  
Black, Royal Blue,  
Lavender, Turquoise, Lemon Yellow,  
Saffron Orange, Ice Blue, Hyacinth,  
Cherry Brandy, Blue Sky, Blueberry,  
Raspberry, Grey Flannel, Aspen Yellow,  
French Blue  
Size: 2mm x 100g  
Pack Quantity: 1



## COUNTLESS BOUQUET HOLDER

Size:  
10 x 8 x 6 x 22cm  
Pack Quantity: 3



## SUBMERSIBLE DIAMOND LIGHTS

Available in:  
White (Clear),  
Pink, Purple,  
Blue, Green,  
Red, Amber  
Size: 3.5 x 2.8cm  
Pack Quantity: 10



## SUBMERSIBLE DIAMOND LIGHT BATTERIES

Pack Quantity: 40




## ROUND HEADED PEARL PINS

Available in:  
White, Red, Lilac,  
Strong Pink,  
Gold, Black,  
Apple Green, Ivory,  
Silver, Pale Pink  
Available in Sizes:  
3.5mm head, 4cm pin  
5mm head, 5cm pin  
6mm head, 6.5cm pin  
10mm head, 6cm pin  
15mm head, 6cm pin  
20mm head, 7cm pin  
25mm head, 7.5cm pin



## OASIS® CASKET TRAYS

Size: 45 x 21 x 8cm  
Size: 60 x 21 x 8cm  
Size: 90 x 21 x 8cm  
Pack Quantity: 1



## CANDLE HOLDERS

Available in Sizes:  
3cm  
5cm  
8cm  
Pack Quantity: 1



## CHURCH CANDLES

Available in:  
Assorted Sizes  
Pack Quantity: 1



## OASIS® FLORETTE

Available in Sizes:  
Mini – 24 x 10 x 8cm  
Medi – 29 x 13 x 9cm  
Maxi – 34 x 14 x 9cm  
Pack Quantity: 1



## SMALL POINTED FLOWER PICK

Available in:  
Pink, Lilac, Green,  
Blue, Clear, Multi  
Size: 15cm stem  
x 2cm head  
Pack Quantity: 6



## OASIS® LA DUETTE BOUQUET HOLDER

Available in:  
Clear 8.6 x 20cm  
Pack Quantity: 6



## PLACUNA SHELLS

Available in:  
Natural White,  
Apple Green,  
Strong Pink, Lilac,  
Turquoise, Black  
Size: 100g  
Pack Quantity: 1



## TALL GLASS CYLINDER VASES

Available in Sizes:  
40 x 15cm  
50 x 15cm  
60 x 15cm  
Pack Quantity: 1



## LE KLIP

Available in Sizes:  
6 x 15cm  
Pack Quantity: 6



## METALLIC PAPER COVERED WIRE LENGTHS

Available in:  
Gold, Silver,  
Copper, Red,  
Strong Pink,  
Apple Green,  
Lilac, Black,  
Turquoise  
Size: 0.9mm x 50cm (250g)  
Pack Quantity: 1



## DEW DROPS

Available in:  
Clear, Vanilla,  
Apple Green, Fuchsia,  
Orange, Pink,  
Turquoise,  
Red, Black  
Size: 220g  
Pack Quantity: 1



## GLASS TEST TUBES

Size: 2 x 13cm  
Pack Quantity: 5



## FLORAL ADHESIVE

Available in:  
Can with Lid Brush,  
Bottle Applicator, Tube  
Size: 250ml  
Pack Quantity: 1



## OASIS® NAYLORBASE® RINGS

Available in sizes:  
25cm, 31cm, 36cm,  
41cm  
Pack Quantity: 2



## ABACA ROLLED PACKAGING

Available in:  
Multi, Strong Pink, Earth Green,  
Burgundy, Candy Pink,  
Orange, Baby Pink,  
Shocking Pink,  
Copper, Gold, Silver  
Size: 48cm x 3m  
Pack Quantity: 1



## OASIS® FLORALIFE® FINISHING TOUCH

Size: 32oz  
Pack Quantity: 1



## ANCHOR TAPE

Size: 12mm x 50m,  
6mm x 50m  
Pack Quantity: 1



## OASIS® IDEAL NETTED GARLAND

Size: 2.6m  
(cylinder length  
13cm x 5cm,  
cylinder  
count: 12)  
Pack Quantity: 1



## LADY 1 BOUQUET STAND

(Lady Clamp and  
Clips also available)  
Size: 100cm  
Pack Quantity: 1



## OASIS® WEDDING BELLE® BOUQUET HOLDER

Available in Sizes:  
7 x 18cm  
5 x 17cm  
Pack Quantity: 6



## RUSTIC GRAPEVINE WIRE

Available in:  
Green, Brown  
Size: 21m (approx)  
Pack Quantity: 1



## GLUE GUN

Pack Quantity: 1



## GLUE STICKS

Available in:  
High Melt, Low Melt  
Size: 6 x 1kg  
Pack Quantity: 6



## BINDWIRE

Available in:  
Natural, Green  
Size: 0.40mm x 205m  
Pack Quantity: 1




## BOUQUET STAND

Pack Quantity: 1



# NEWPRODUCT



## OASIS® NAYLORBASE® QUICK CLIP LETTERS

OASIS® Floral Products, the originators of the extremely popular floral word tribute have introduced a new lettering system



### Florist Friendly Font

Designed by florists, the new letter creates a better shape when flowered up

### Quicker Assembly

The integrated quick clips on the back of the letters allows for speedier assembly, simply push onto the letter bars.

### Total Security System

When the letters are pushed onto the letter bars they are extremely secure but easy to remove if desired

### Quicker And Cheaper To Flower Up

The letters also use fewer flowers to flower up, saving make up time and flower costs

### Consistent Floral Foam Quality

Each letter is made with OASIS® Brand Floral Foam, manufactured in the UK



**OASIS®**  
FLORAL PRODUCTS

Smithers-Oasis U.K. Ltd, Crowther Road, Crowther Industrial Estate, Washington, Tyne & Wear, NE38 0AQ  
T: 0191 417 5595 F: 0191 419 2638 E: [ukinfo@smithersoasis.com](mailto:ukinfo@smithersoasis.com) [www.smithersoasis.com](http://www.smithersoasis.com)